

**Concept: Vowel 'o' clusters ob, od, og**

Look at the pictures. Circle the correct words.



cob bob



pod cod



hog dog



log jog



cod pod



cod rod



mob job



Tick (✓) the appropriate box

© Next Education India Pvt. Ltd.

CVWSM5

Teacher's Sign: \_\_\_\_\_

Grade: Primer B

## Practice Worksheet

Name: \_\_\_\_\_

Date: \_\_\_\_\_

### Concept: Vowel 'o' clusters ob, od, og

Look at the pictures. Match the pictures with their names by drawing lines.



cob



log



pod



dog



Tick (✓) the appropriate box

© Next Education India Pvt. Ltd.

CVWSM5

Teacher's Sign: \_\_\_\_\_



Grade: Primer B

## Practice Worksheet

Subject: English

Name: \_\_\_\_\_

Date: \_\_\_\_\_

### Concept: Vowel 'o' clusters ob, od, og

Read the words. Colour the boxes with 'ob' words orange, 'od' words purple and 'og' words pink.

dog

cod

jog

sog

cob

job

pod

sob

mob

god

log

rod



Tick (✓) the appropriate box

© Next Education India Pvt. Ltd.

Teacher's Sign: \_\_\_\_\_

CVWSM5

**Concept: Vowel 'o' clusters ob, od, og**

Look at the pictures. Tick (✓) the correct words.



fog jog



job mob



cod pod



cob job



Tick (✓) the appropriate box

© Next Education India Pvt. Ltd.

CVWSM5

Teacher's Sign: \_\_\_\_\_

**Concept: Vowel 'o' clusters ob, od, og**

Look at the pictures and write the names.



\_\_\_\_\_

\_\_\_\_\_

\_\_\_\_\_



\_\_\_\_\_

\_\_\_\_\_

\_\_\_\_\_



\_\_\_\_\_

\_\_\_\_\_

\_\_\_\_\_



\_\_\_\_\_

\_\_\_\_\_

\_\_\_\_\_



Tick (✓) the appropriate box

© Next Education India Pvt. Ltd.

CVWSM5

Teacher's Sign: \_\_\_\_\_

Name: \_\_\_\_\_

Date: \_\_\_\_\_

**Concept: Vowel 'o' clusters op, ot**

Look at the pictures. Circle the correct words.




pop

mop



cot

pot



dot

hot



hop

top



Tick (✓) the appropriate box

Teacher's Sign: \_\_\_\_\_

Name: \_\_\_\_\_

Date: \_\_\_\_\_

**Concept: Vowel 'o' clusters op, ot**

Read the words and match them with the pictures by drawing lines.



hot



mop



cot



hop



Tick (✓) the appropriate box

Teacher's Sign: \_\_\_\_\_



Subject: English

Grade: Primer B

## Practice Worksheet

Name: \_\_\_\_\_

Date: \_\_\_\_\_

### Concept: Vowel 'o' clusters op, ot

Read the words. Colour the boxes with 'op' words orange, and 'ot' words blue.

mop

hot

pop

got

cot

cop

lot

pot

top

not

dot

hop



Tick (✓) the appropriate box

© Next Education India Pvt. Ltd.

CVWSM5

Teacher's Sign: \_\_\_\_\_

**Concept: Vowel 'o' clusters op, ot**

Look at the pictures. Tick (✓) the correct words.



cop    pop



pot    hot



pop    mop



mop    hop



Tick (✓) the appropriate box

© Next Education India Pvt. Ltd.

CVWSM5


Teacher's Sign: \_\_\_\_\_

Name: \_\_\_\_\_

Date: \_\_\_\_\_

**Concept: Vowel 'o' clusters op, ot**

Look at the pictures and write the names.



\_\_\_\_\_

\_\_\_\_\_

\_\_\_\_\_



\_\_\_\_\_

\_\_\_\_\_

\_\_\_\_\_



\_\_\_\_\_

\_\_\_\_\_

\_\_\_\_\_



\_\_\_\_\_

\_\_\_\_\_

\_\_\_\_\_



Tick (✓) the appropriate box

Teacher's Sign: \_\_\_\_\_

Grade: Primer B

**Practice Worksheet**

Name: \_\_\_\_\_

Date: \_\_\_\_\_

**Concept: Vowel 'o' clusters ox, oy**

Look at the pictures. Circle the correct words.



box

fox



fox

box



boy

toy



toy

boy



Tick (✓) the appropriate box

© Next Education India Pvt. Ltd.

CVWSM5

Teacher's Sign: \_\_\_\_\_

**Concept: Vowel 'o' clusters ox, oy**

Read the words and match them with the pictures by drawing lines.



box



fox



boy



toy



Tick (✓) the appropriate box

© Next Education India Pvt. Ltd.

CVWSM5


Teacher's Sign: \_\_\_\_\_

**Concept: Vowel 'o' clusters ox, oy**

Read the words. Colour the boxes with 'ox' words orange, and 'oy' words blue.

boy	ox	box
fox	toy	lox
joy	mox	coy

Draw a toy and colour it.



Tick (✓) the appropriate box

© Next Education India Pvt. Ltd.

CVWSM5

Teacher's Sign: \_\_\_\_\_

Look at the pictures. Tick (✓) the correct words.



box      mox



fox      lox



toy      boy




coy      toy



Tick (✓) the appropriate box

**Concept: Vowel 'o' clusters ox, oy**

Look at the pictures and write the names.



\_\_\_\_\_

\_\_\_\_\_

\_\_\_\_\_



\_\_\_\_\_

\_\_\_\_\_

\_\_\_\_\_



\_\_\_\_\_

\_\_\_\_\_

\_\_\_\_\_



\_\_\_\_\_

\_\_\_\_\_

\_\_\_\_\_



Tick (✓) the appropriate box

© Next Education India Pvt. Ltd.

CVWSM5

Teacher's Sign: \_\_\_\_\_