

Contents

Name, Age, Gender	1
Things I Like	2
Parts of the Body	3
Clothes I Wear and Things I Use	5
Food I Like to Eat	8
Healthy Habits	9
Self check	10

All About Me



Name

Gender

My name is _____ . Tick (✓) who you are.



Girl

Boy

Age

Colour the same number of candles same as your age.

I am years old.



Note: Teacher to ask the child's name and age and write it in the given space.



Things I like



Circle the **things** you like in each row.

Toys I like



Fruits I like



Animals I like



Parts of the Body



Match the same parts of the body.



Note: Ask the child to name the parts of the body.




Parts of the Body

PLAY ACTIVITY


How many of each of the **parts of the body** do you have? Tick (✓) the correct number.

Hands




2	1
---	---

Eyes




3	2
---	---

Nose




1	2
---	---

Ears



2	4
---	---

Mouth



1	2
---	---

Legs



2	1
---	---



Note: Ask the child to name the parts of the body.



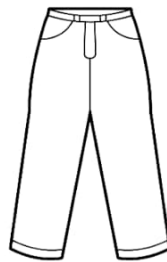
Clothes I Wear

Colour the **clothes** you like to wear.



Frock

Shorts





Pants



T-shirt

Blouse



Skirt

Shirt



Things I Use

PLAY ACTIVITY 



Tick (✓) the things you use.



Gloves



Socks



Cap



Scarf



Hat



Belt



Slippers



Goggles



Mask



Mentor Tip: Discuss each scenario and encourage the children to use magic words.



Clothes and Things


PLAY ACTIVITY 

Tick (✓) the picture that is **missing** in the sequence.





Healthy Food



Tick (✓) the plate of **food** you would choose.



Healthy Habits



Tick (✓) the **healthy habits** you follow.



Wake up early



Brush your teeth twice



Take a shower twice



Wash your hands



Use sanitizer



Exercise everyday



Drink milk



Eat healthy food



Sleep on time



Self Check



I can say my



Name

Age

Gender



I can name the

Parts of the Body



Hands



Eyes



Legs



I can name the

Things I Like

Things I Use

Clothes I Wear

Healthy Food



I can follow

Healthy Habits

Note: Encourage the child to tick (✓) what he or she can do.



My Neighbourhood and My School



My Neighbourhood



These are the common the **places** you see in your **neighbourhood**.



Hospital



Temple



Police station



Supermarket



Church



School



Mosque



Park



Restaurant

25

Mentor Tip: Encourage the child to tick (✓) the places. Answers may vary.



My Neighbourhood

PLAY ACTIVITY

Match each person to his/her place of work by drawing a line.





My Neighbourhood

PLAY ACTIVITY

Tick (✓) 'Yes' if the **place** and the **person** are correct in each set, and 'No' if not.



Hospital



Fireman

Yes

No

Park



Gardener

Yes

No

Restaurant



Chef

Yes

No

Police station



Policeman

Yes

No

Fire station



Doctor

Yes

No




My Neighbourhood

PLAY ACTIVITY 



Tick (✓) the picture that is **missing** in the sequence.




28

Mentor Tip: Ask the child to name the helpers.

School



Colour the school.





Rooms in a School



These are the common rooms /places in a school.



Circle the rooms you have in your school.





Activities at School

PLAY ACTIVITY

Tick (✓) 'Yes' if you do the activity in your **playground** and 'No' if you do not.



Tick (✓) 'Yes' if you do the activity in your **classroom** and 'No' if you do not.

PLAY ACTIVITY





Activities at School

PLAY ACTIVITY

Tick (✓) the pictures that show what you do in a library.



Playing



Reading



Reading



Painting



Playing



Writing






Activities at School

PLAY ACTIVITY 

Circle the pictures that show what you do in the given place in each set.



33

Mentor Tip: Encourage the child to identify the place on the left and the related activities given on the right.

People Who help at School

PLAY ACTIVITY

Tick (✓) the pictures of people who help at school.



Nurse



Security guard



Teacher



Policeman



Chef



Waiter



Helper



School bus driver

Good Manners at School



PLAY ACTIVITY



Circle the **good manners** you follow at **school**.



Wait for your turn



Help others



Listen



Rush



Share



Use the dustbin



Litter



Use magic words

Safety at School



Tick (✓) all the safety rules you follow in school.



Walk in a line.



Do not push anyone.



Do not run in the classroom.



Do not run up and down the stairs.



Do not climb or stand on the desk.



Self Check



I can name the

Places around my home and people who work there



Hospital



Nurse



Police station



Policeman



People who help me at school



School



Teacher



Helper



I can name the activities I do in a



Playground



Classroom



Library



I follow

Good manners at school

Safety at school

Note: Encourage the child to tick (✓) what he or she can do.