

Name: _____

Subject: Number Work

Grade: Primer A



Next..Pre-primary™

PRACTICE WORKSHEET

Date: _____

Concept: Number 6

Identify and circle the number 6.

6

1

6

3

6

6

2

6

6

6



Tick (✓) the appropriate box

Teacher's Sign: _____

Name: _____

Subject: Number Work


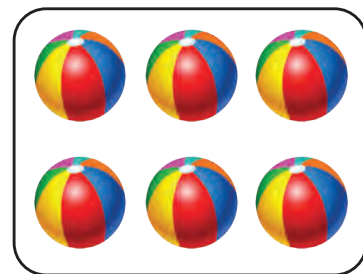

Grade: Primer A

PRACTICE WORKSHEET

Date: _____

Concept: Number 6

Identify and count the pictures in each box. Write number 6 below the box having 6 pictures.



Tick (✓) the appropriate box

Teacher's Sign: _____

Name: _____

Subject: Number Work


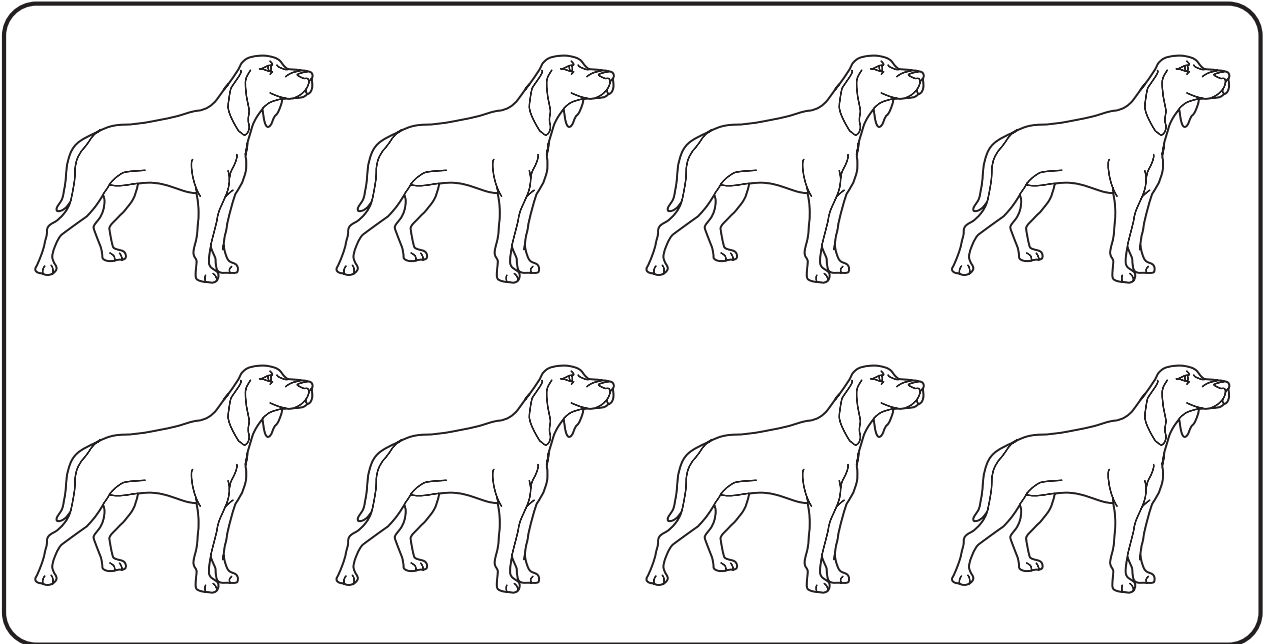
Grade: Primer A

PRACTICE WORKSHEET

Date: _____

Concept: Number 6

Identify the pictures. Count and colour 6 pictures in each box.



Tick (✓) the appropriate box

Teacher's Sign: _____

Name: _____

Subject: Number Work

Grade: Primer A

PRACTICE WORKSHEET

Date: _____

Concept: Number 6

Identify and trace the number 6. Write the number in the space provided.



Tick (✓) the appropriate box

Teacher's Sign: _____

Name: _____

Subject: Number Work

Grade: Primer A



Next..Pre-primary™

PRACTICE WORKSHEET

Date: _____

Concept: Number 7

Identify and tick (✓) the number 7.

7	3	7
	2	7
7	6	1
	7	



Tick (✓) the appropriate box

Teacher's Sign: _____

Name: _____

Subject: Number Work




Grade: Primer A

PRACTICE WORKSHEET

Date: _____

Concept: Number 7

Identify and count the pictures in each box. Write number 7 below the box having 7 pictures.



Tick (✓) the appropriate box

Teacher's Sign: _____

Name: _____

Subject: Number Work

Grade: Primer A

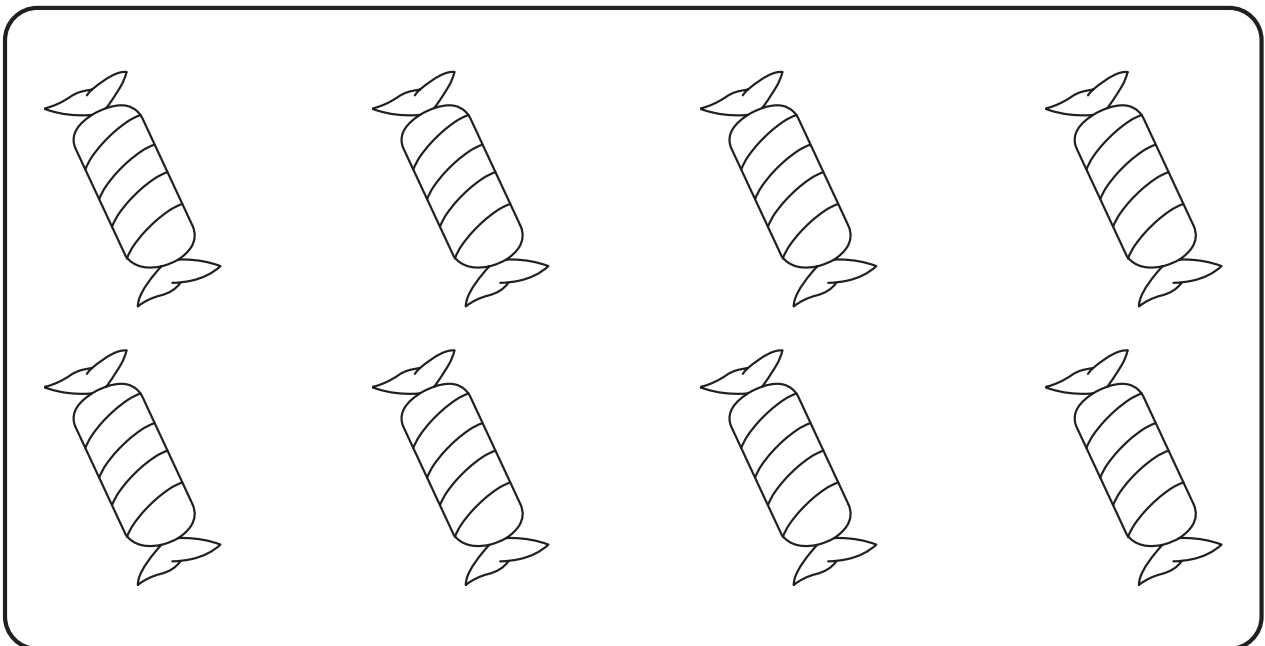
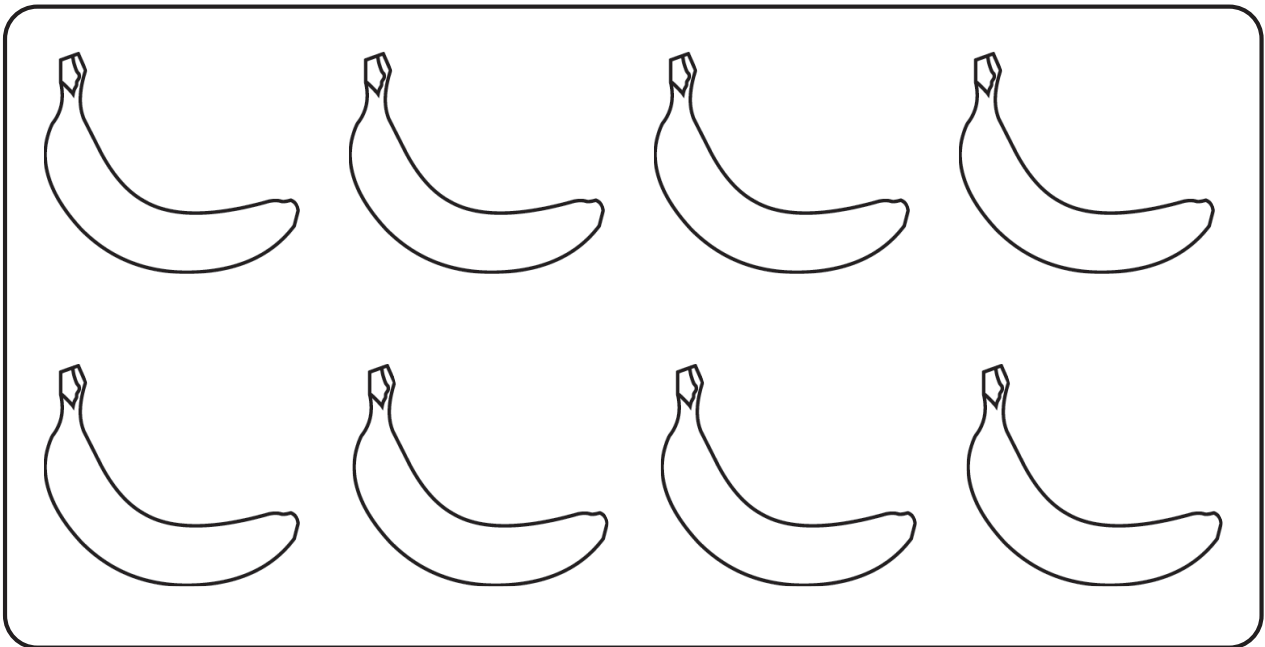
PRACTICE WORKSHEET

Date: _____

Concept: Number 7



Identify the pictures. Count and colour 7 pictures in each box.



Tick (✓) the appropriate box

Teacher's Sign: _____

Name: _____

Subject: Number Work

Grade: Primer A

PRACTICE WORKSHEET

Date: _____

Concept: Number 7

Identify and trace the number 7. Write the number in the space provided.



Tick (✓) the appropriate box

Teacher's Sign: _____

Name: _____

Subject: Number Work

Grade: Primer A



Next..Pre-primary™

PRACTICE WORKSHEET

Date: _____

Concept: Number 8

Identify and circle the number 8.

8

8

3

2

6

8

8

8

8

1



Tick (✓) the appropriate box

Teacher's Sign: _____

Name: _____

Subject: Number Work

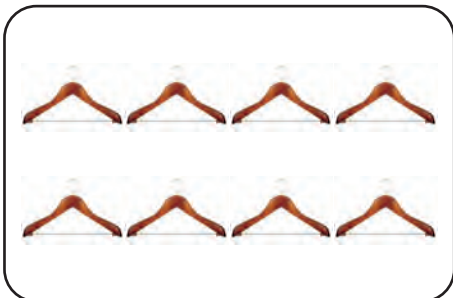

Grade: Primer A

PRACTICE WORKSHEET

Date: _____

Concept: Number 8

Identify and count the pictures in each box. Write number 8 below the box having 8 pictures.



Tick (✓) the appropriate box

Teacher's Sign: _____

Name: _____

Subject: Number Work


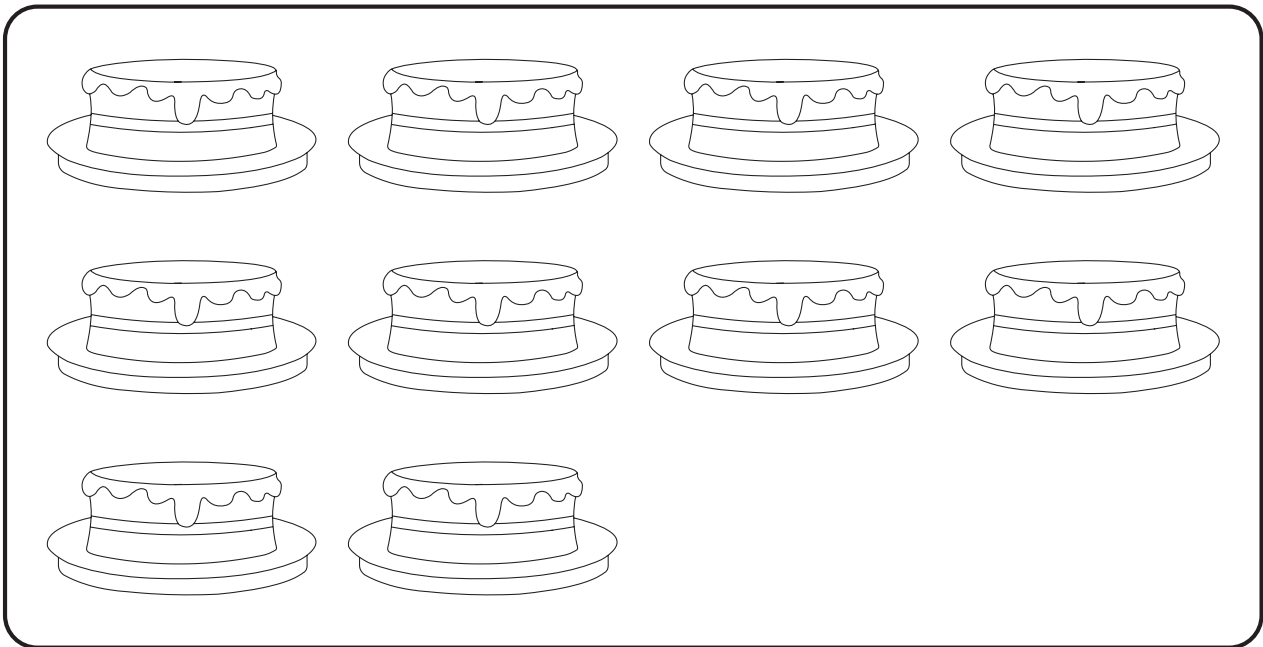
Grade: Primer A

PRACTICE WORKSHEET

Date: _____

Concept: Number 8

Identify the pictures. Count and colour 8 pictures in each box.



Tick (✓) the appropriate box

Teacher's Sign: _____

Name: _____

Subject: Number Work

Grade: Primer A

PRACTICE WORKSHEET

Date: _____

Concept: Number 8

Identify and trace the number 8. Write the number in the space provided.



Tick (✓) the appropriate box

Teacher's Sign: _____

Name: _____

Subject: Number Work

Grade: Primer A



Next..Pre-primary™

PRACTICE WORKSHEET

Date: _____

Concept: Number 9

Identify and tick (✓) the number 9.

9		9
3	2	6
9		9
9	9	1



Tick (✓) the appropriate box

Teacher's Sign: _____

Name: _____

Subject: Number Work




Grade: Primer A

PRACTICE WORKSHEET

Date: _____

Concept: Number 9

Identify and count the pictures in each box. Write number 9 below the box having 9 pictures.



Tick (✓) the appropriate box

Teacher's Sign: _____

Name: _____

Subject: Number Work

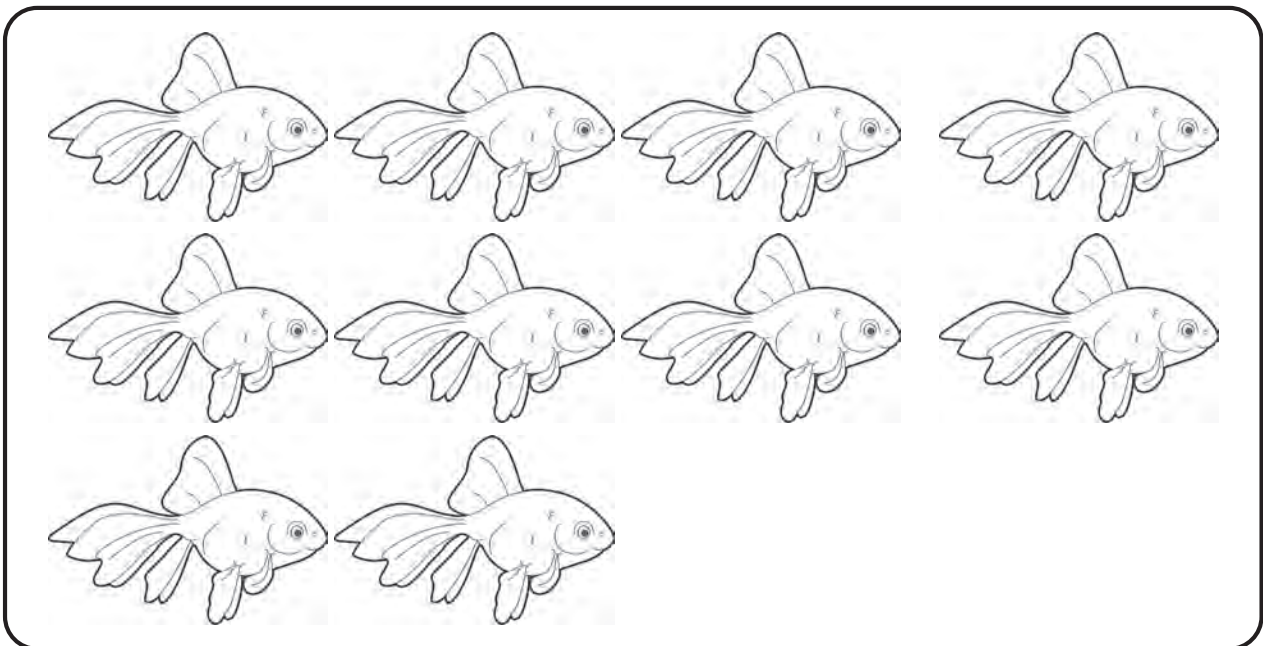
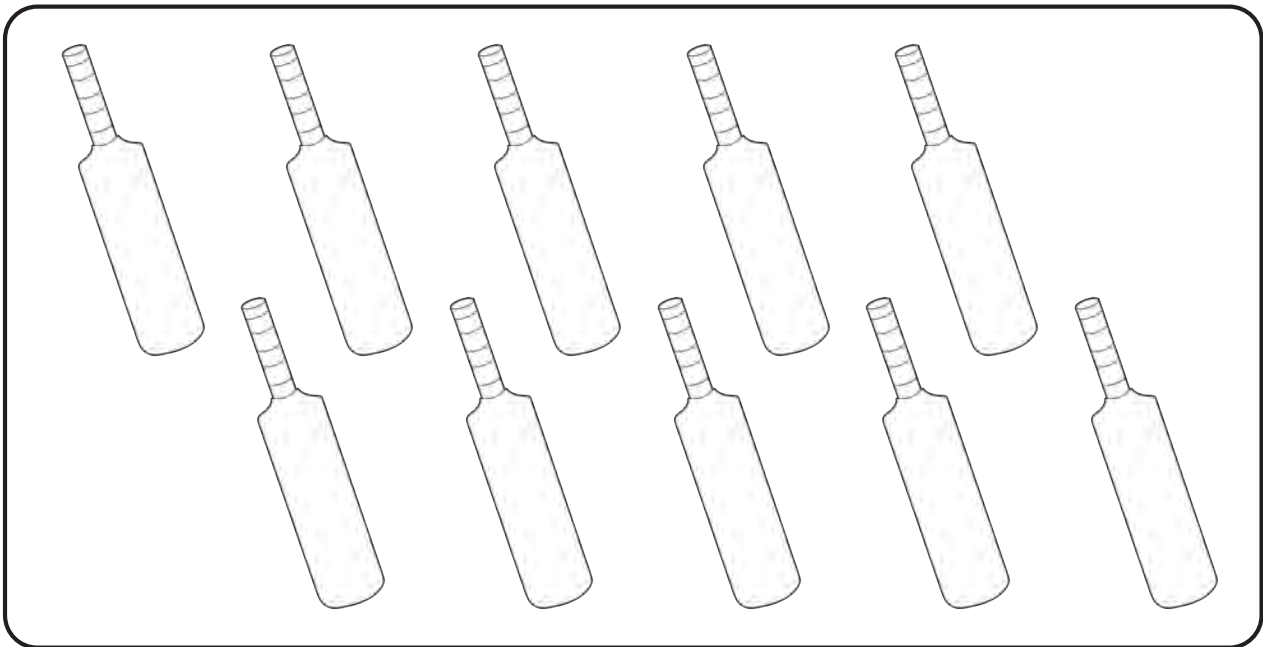
Grade: Primer A

PRACTICE WORKSHEET

Date: _____

Concept: Number 9

Identify the pictures. Count and colour 9 pictures in each box.



Tick (✓) the appropriate box

Teacher's Sign: _____

Name: _____

Subject: Number Work

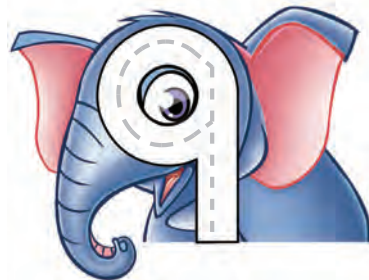
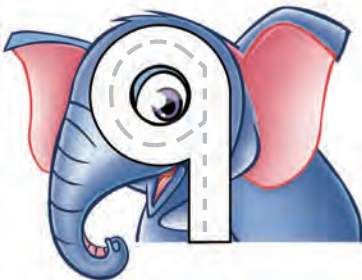


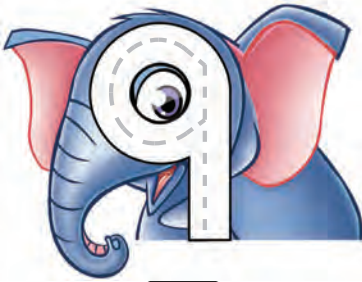
Grade: Primer A

PRACTICE WORKSHEET

Date: _____

Concept: Number 9

Identify and trace the number 9. Write the number in the space provided.



Tick (✓) the appropriate box

Teacher's Sign: _____

Name: _____

Subject: Number Work


Grade: Primer A

PRACTICE WORKSHEET

Date: _____

Concept: Number 0

Identify and trace the number 0. Write the number in the space provided.



Tick (✓) the appropriate box

Teacher's Sign: _____

Name: _____

Subject: Number Work

Grade: Primer A



Next, Pre-primary™

PRACTICE WORKSHEET

Date: _____

Concept: Number 0

Look at the pictures. Identify the bowls that have 0 fruits and write number 0 below them.



Tick (✓) the appropriate box

Teacher's Sign: _____

Name: _____

Subject: Number Work

Grade: Primer A



Next..Pre-primary™

PRACTICE WORKSHEET

Date: _____

Concept: Number 0

Identify and tick (✓) the number 0.

10		0
0	2	7
8	0	0
0		1



Tick (✓) the appropriate box

Teacher's Sign: _____

Name: _____

Subject: Number Work

Grade: Primer A



Next..Pre-primary™

PRACTICE WORKSHEET

Date: _____

Concept: Number 10

Identify and circle number 10

10

10

3

2

10

8

6

10

10

1



Tick (✓) the appropriate box

Teacher's Sign: _____

Name: _____

Subject: Number Work


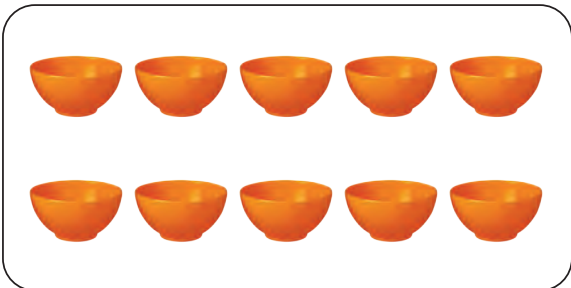



Grade: Primer A

PRACTICE WORKSHEET

Date: _____

Concept: Number 10

Identify and count the pictures in each box. Write number 10 below the box having 10 pictures.



Tick (✓) the appropriate box

Teacher's Sign: _____

Name: _____

Subject: Number Work

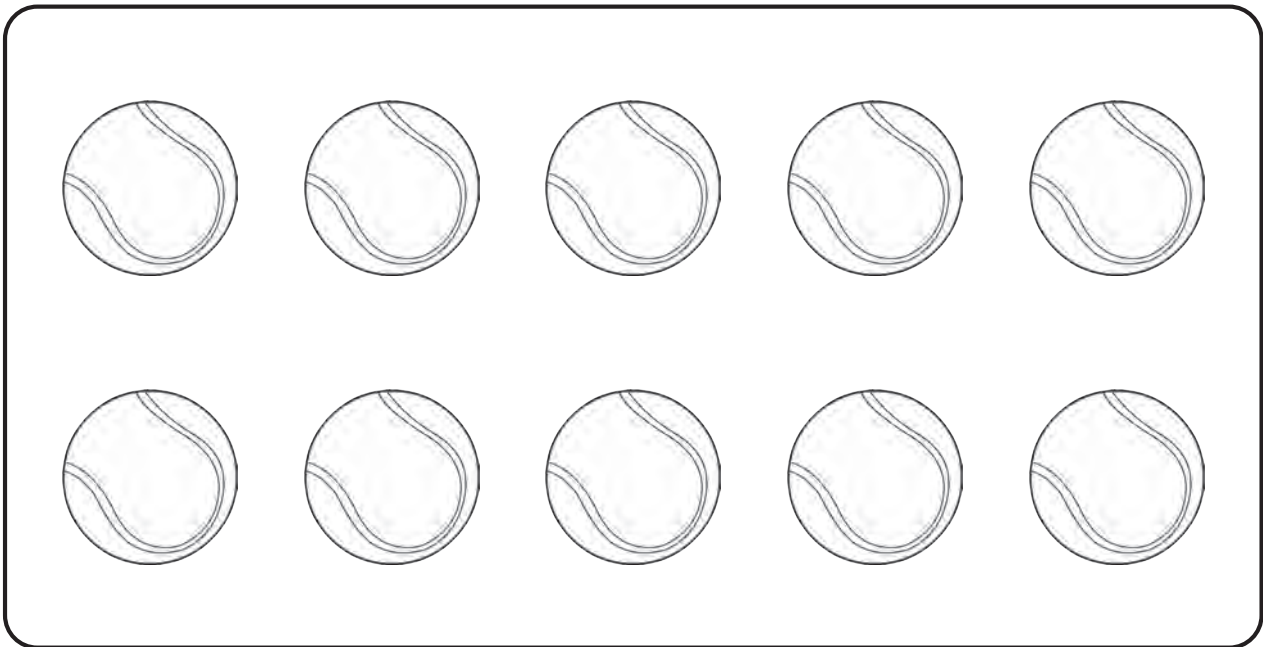
Grade: Primer A

PRACTICE WORKSHEET

Date: _____

Concept: Number 10

Count and colour 10 pictures in each box.



Tick (✓) the appropriate box

Teacher's Sign: _____

Name: _____

Subject: Number Work


Grade: Primer A

PRACTICE WORKSHEET

Date: _____

Concept: Number 10

Identify and trace the number 10. Write the number in the space provided.



Tick (✓) the appropriate box

Teacher's Sign: _____

Name: _____

Subject: Number Work




Grade: Primer A

PRACTICE WORKSHEET

Date: _____

Concept: Number 1-10

Identify and count the pictures in each box. Write the number in the box given below.



Tick (✓) the appropriate box

Teacher's Sign: _____

Name: _____

Subject: Number Work



Grade: Primer A

PRACTICE WORKSHEET

Date: _____

Concept: Number 1-10

Count the pictures in each box and write the number in the box provided.



Tick (✓) the appropriate box

Teacher's Sign: _____

Name: _____

Subject: Number Work

Grade: Primer A



PRACTICE WORKSHEET

Date: _____

Concept: Colour-Green

Draw a picture of your choice and colour it green.



Tick (✓) the appropriate box

Teacher's Sign: _____

Name: _____

Subject: Number Work

Grade: Primer A



PRACTICE WORKSHEET

Date: _____

Concept: Colour-Yellow

Draw a picture of your choice and colour it yellow.



Tick (✓) the appropriate box

Teacher's Sign: _____

Name: _____

Subject: Number Work

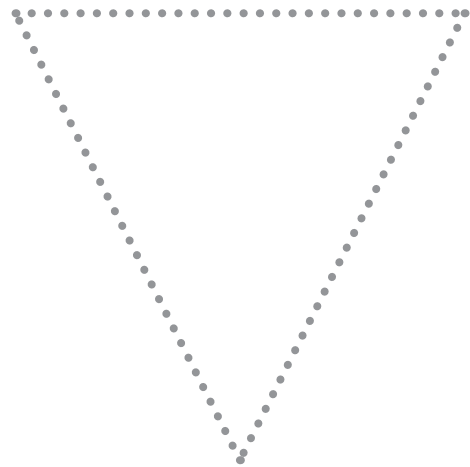
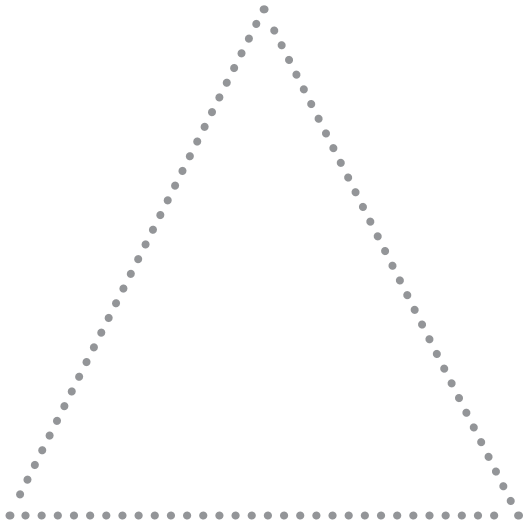
Grade: Primer A

PRACTICE WORKSHEET

Date: _____

Concept: Shape-Square

Trace and colour the squares.



Tick (✓) the appropriate box

Teacher's Sign: _____