

Grade: Primer A

## Practice Worksheet

Subject: English

Name: \_\_\_\_\_

Date: \_\_\_\_\_

### Concept: Letter Q

Look at the pictures. Circle the ones whose names start with the sound of the letter Q.



Tick (✓) the appropriate box

Teacher's Sign: \_\_\_\_\_

© Next Education India Pvt. Ltd.

CVWSM5

Grade: Primer A

## Practice Worksheet

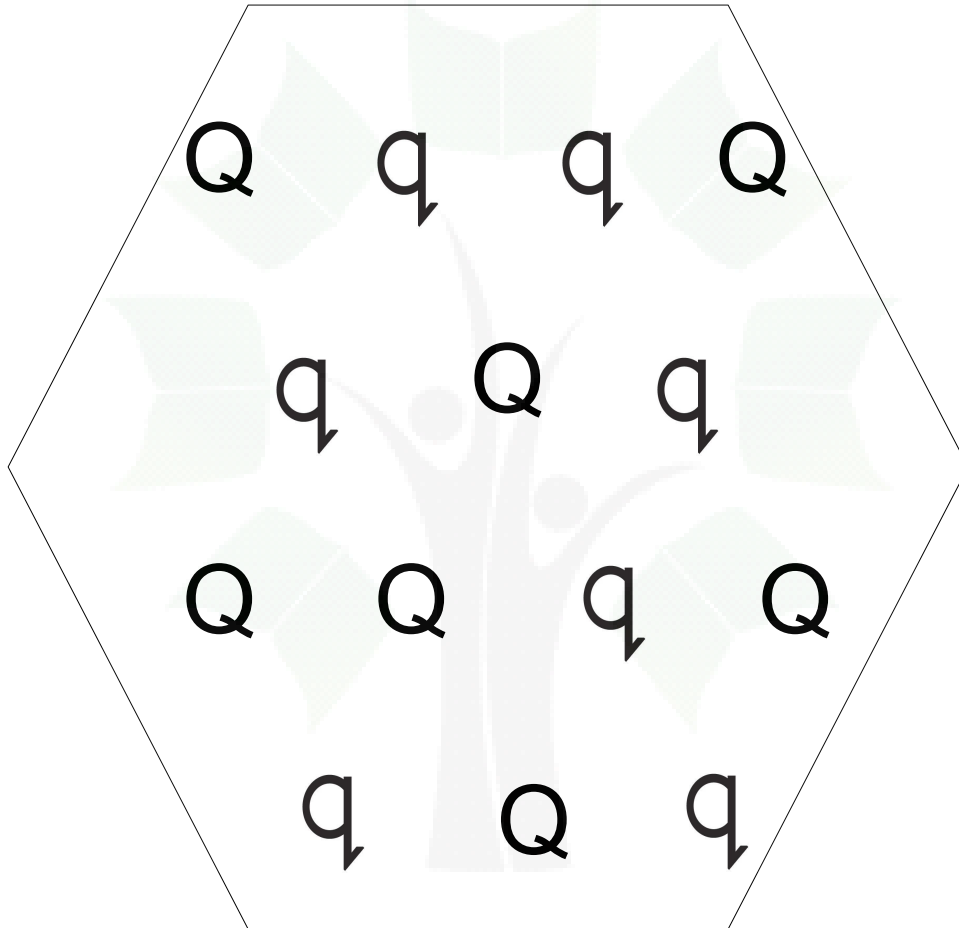
Subject: English

Name: \_\_\_\_\_

Date: \_\_\_\_\_

### Concept: Letter Q

Match each capital Q to the small q by drawing a line.



Tick (✓) the appropriate box

Teacher's Sign: \_\_\_\_\_

© Next Education India Pvt. Ltd.

CVWSM5

Grade: Primer A

### Practice Worksheet

Subject: English

Name: \_\_\_\_\_

Date: \_\_\_\_\_

#### Concept: Letter Q

Look at the pictures. Write capital Q below quolls and small q below queens.



\_\_\_\_\_

\_\_\_\_\_

\_\_\_\_\_



\_\_\_\_\_

\_\_\_\_\_

\_\_\_\_\_



\_\_\_\_\_

\_\_\_\_\_

\_\_\_\_\_



\_\_\_\_\_

\_\_\_\_\_

\_\_\_\_\_



\_\_\_\_\_

\_\_\_\_\_

\_\_\_\_\_



\_\_\_\_\_

\_\_\_\_\_

\_\_\_\_\_



\_\_\_\_\_

\_\_\_\_\_

\_\_\_\_\_



\_\_\_\_\_

\_\_\_\_\_

\_\_\_\_\_



\_\_\_\_\_

\_\_\_\_\_

\_\_\_\_\_



Tick (✓) the appropriate box

Teacher's Sign: \_\_\_\_\_

Grade: Primer A

## Practice Worksheet



Subject: English

Name: \_\_\_\_\_

Date: \_\_\_\_\_

### Concept: Letter R

Identify the pictures whose names start with the sound of the letter R.  
Draw lines and match them with Rr.



Tick (✓) the appropriate box

Teacher's Sign: \_\_\_\_\_

© Next Education India Pvt. Ltd.

CVWSM4

Grade: Primer A

## Practice Worksheet


Subject: English

Name: \_\_\_\_\_

Date: \_\_\_\_\_

### Concept: Letter R

Match each capital R to the small r by drawing a line.



Tick (✓) the appropriate box

Teacher's Sign: \_\_\_\_\_

© Next Education India Pvt. Ltd.

CVWSM4

Grade: Primer A

Practice Worksheet

Subject: English

Name: \_\_\_\_\_

Date: \_\_\_\_\_

**Concept: Letter R**

Look at the pictures. Write Rr below the pictures whose names start with the sound of the letter R.



\_\_\_\_\_

\_\_\_\_\_


\_\_\_\_\_



\_\_\_\_\_

\_\_\_\_\_

\_\_\_\_\_



\_\_\_\_\_

\_\_\_\_\_

\_\_\_\_\_



\_\_\_\_\_

\_\_\_\_\_

\_\_\_\_\_



\_\_\_\_\_

\_\_\_\_\_

\_\_\_\_\_



\_\_\_\_\_

\_\_\_\_\_

\_\_\_\_\_



\_\_\_\_\_

\_\_\_\_\_

\_\_\_\_\_



\_\_\_\_\_

\_\_\_\_\_

\_\_\_\_\_



\_\_\_\_\_

\_\_\_\_\_

\_\_\_\_\_



Tick (✓) the appropriate box

Teacher's Sign: \_\_\_\_\_

Grade: Primer A

## Practice Worksheet


Subject: English

Name: \_\_\_\_\_

Date: \_\_\_\_\_

### Concept: Letter S

Group the pictures whose names start with the sound of the letter S, in each box, by drawing a line around them.



Tick (✓) the appropriate box

Teacher's Sign: \_\_\_\_\_

© Next Education India Pvt. Ltd.

CVWSM5

Grade: Primer A

## Practice Worksheet

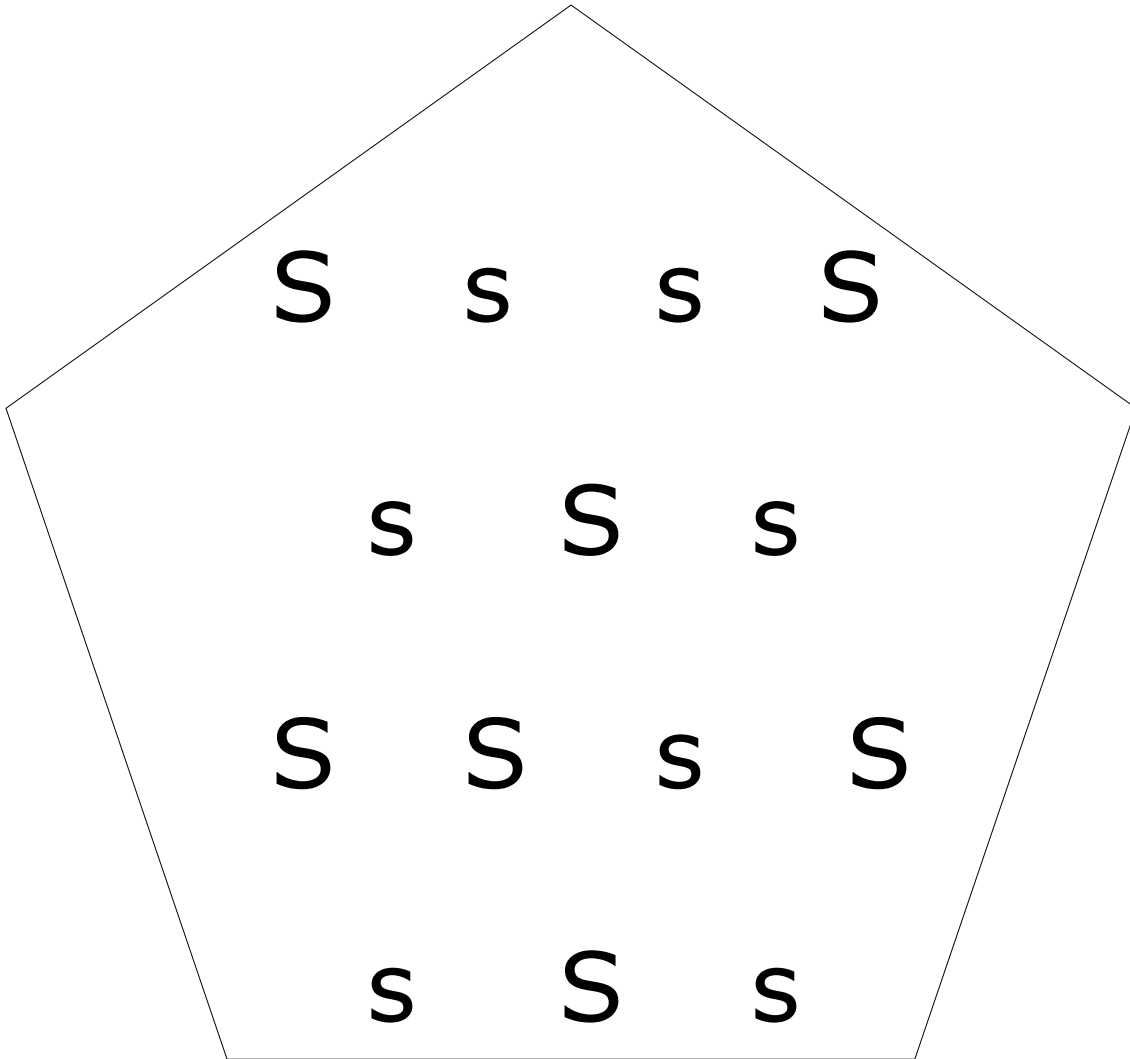
Subject: English

Name: \_\_\_\_\_

Date: \_\_\_\_\_

### Concept: Letter S

Match each capital S to small s by drawing a line.



Tick (✓) the appropriate box

Teacher's Sign: \_\_\_\_\_

© Next Education India Pvt. Ltd.

CVWSM5

Grade: Primer A

## Practice Worksheet

Subject: English

Name: \_\_\_\_\_

Date: \_\_\_\_\_

### Concept: Letter S

Write Ss below the pictures whose names start with the sound of the letter S.



\_\_\_\_\_

\_\_\_\_\_


\_\_\_\_\_



\_\_\_\_\_

\_\_\_\_\_


\_\_\_\_\_



\_\_\_\_\_

\_\_\_\_\_

\_\_\_\_\_



\_\_\_\_\_

\_\_\_\_\_

\_\_\_\_\_



Tick (✓) the appropriate box

© Next Education India Pvt. Ltd.

CVWSM5

Teacher's Sign: \_\_\_\_\_

Grade: Primer A

## Practice Worksheet

Subject: English

Name: \_\_\_\_\_

Date: \_\_\_\_\_

### Concept: Letter T

Look at the pictures. Tick (✓) the pictures whose names start with the sound of the letter T.



Tick (✓) the appropriate box

Teacher's Sign: \_\_\_\_\_

© Next Education India Pvt. Ltd.

CVWSM5

Grade: Primer A

## Practice Worksheet









Subject: English

Name: \_\_\_\_\_

Date: \_\_\_\_\_

### Concept: Letter T

Look at the pictures. Tick (✓) the oranges with capital T and cross (X) the oranges with small t.



Tick (✓) the appropriate box

Teacher's Sign: \_\_\_\_\_

© Next Education India Pvt. Ltd.

CVWSM5

Grade: Primer A

### Practice Worksheet

Subject: English

Name: \_\_\_\_\_

Date: \_\_\_\_\_

#### Concept: Letter T

Look at the pictures. Write capital T on tents and small t on teapots.



Tick (✓) the appropriate box

Teacher's Sign: \_\_\_\_\_

© Next Education India Pvt. Ltd.

CVWSM5

Grade: Primer A

## Practice Worksheet

Subject: English

Name: \_\_\_\_\_

Date: \_\_\_\_\_

### Concept: Letter U

Look at the pictures. Circle the ones whose names start with the sound of the letter U.



Tick (✓) the appropriate box

Teacher's Sign: \_\_\_\_\_

© Next Education India Pvt. Ltd.

CVWSM4

Grade: Primer A

## Practice Worksheet

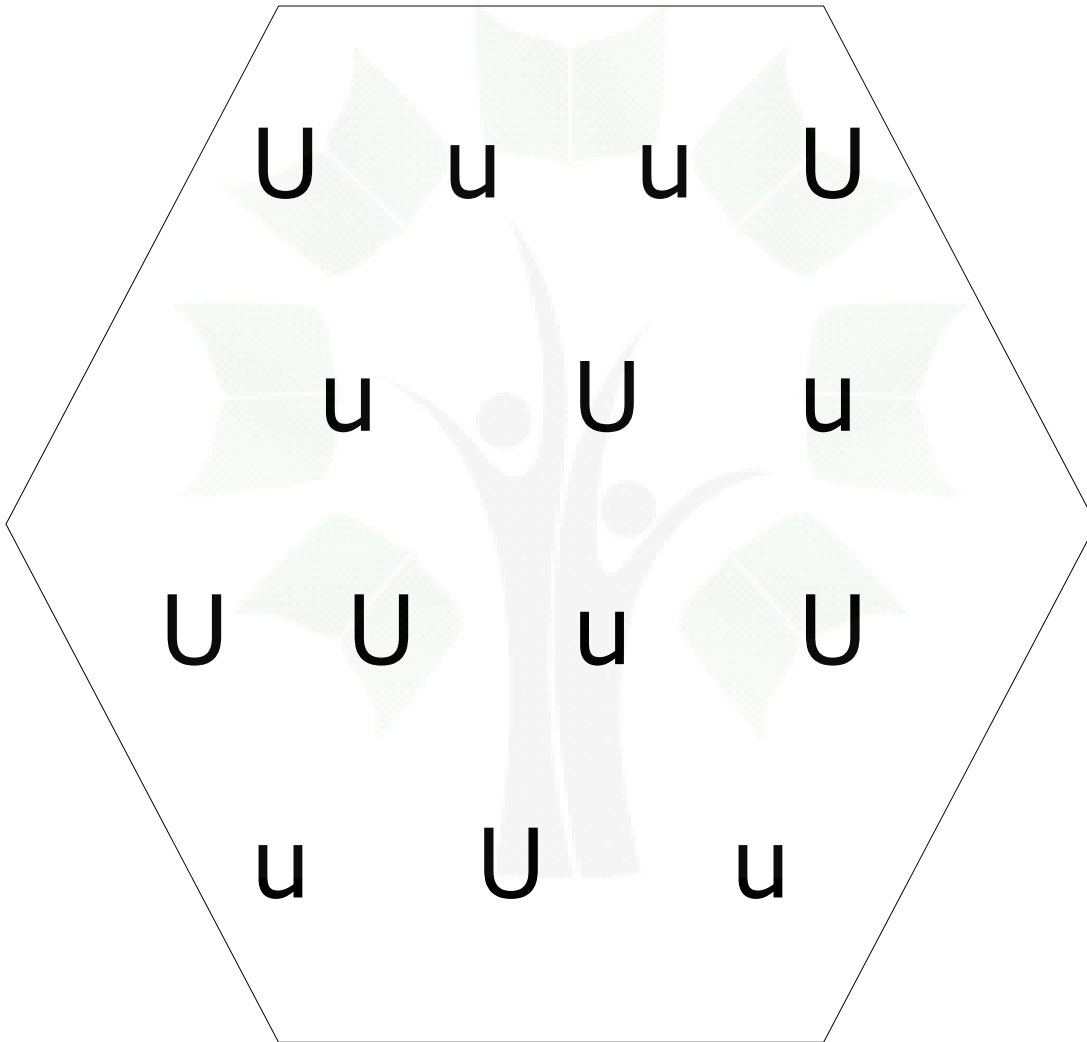
Subject: English

Name: \_\_\_\_\_

Date: \_\_\_\_\_

### Concept: Letter U

Match each capital U to the small u by drawing a line.



Tick (✓) the appropriate box

Teacher's Sign: \_\_\_\_\_

© Next Education India Pvt. Ltd.

CVWSM4

Grade: Primer A

## Practice Worksheet

Subject: English

Name: \_\_\_\_\_

Date: \_\_\_\_\_

### Concept: Letter U

Write capital U below umbrella and small u below umpire.



---

---

---

---

---

---

---

---

---



---

---

---

---

---

---

---

---

---



---

---

---

---

---

---

---

---

---



Tick (✓) the appropriate box

Teacher's Sign: \_\_\_\_\_

© Next Education India Pvt. Ltd.

CVWSM4