

Grade: Primer A

## Practice Worksheet

Subject: Number Work

Name: \_\_\_\_\_

Date: \_\_\_\_\_

### Concept: Numbers 1-40

Write the numbers 1-40 in the given space two times.

1				1			
			40				40



Tick (✓) the appropriate box

Teacher's Sign: \_\_\_\_\_

© Next Education India Pvt. Ltd.

CVWSM5

Grade: Primer A

## Practice Worksheet

Subject: Number Work

Name: \_\_\_\_\_

Date: \_\_\_\_\_

### Concept: Tens and Ones 31-40

Circle the number in ones place for each of the given numbers.

35

3

5

38

8

3

32

2

3

31

1

3



Tick (✓) the appropriate box

Teacher's Sign: \_\_\_\_\_

Grade: Primer A

## Practice Worksheet

Subject: Number Work

Name: \_\_\_\_\_

Date: \_\_\_\_\_

### Concept: Numbers that Come Before the Given Numbers

Look at the numbers. Write the number that comes before the given number in each set



Tick (✓) the appropriate box

Teacher's Sign: \_\_\_\_\_

Grade: Primer A

## Practice Worksheet


Subject: Number Work

Name: \_\_\_\_\_


Date: \_\_\_\_\_

### Concept: Numbers that Come Before the Given Numbers

Look at the pictures and read the numbers. Identify the number that comes before the given number and colour picture that has the number.



32      31      33



36      37      35



Tick (✓) the appropriate box

Teacher's Sign: \_\_\_\_\_

Grade: Primer A

## Practice Worksheet

Subject: Number Work

Name: \_\_\_\_\_

Date: \_\_\_\_\_

### Concept: Numbers that Come After the Given Numbers

Read the numbers. Identify and tick (✓) the number that comes after the given number.

37

38

36

35

33

36

34

32

35



Tick (✓) the appropriate box

Teacher's Sign: \_\_\_\_\_

Grade: Primer A

## Practice Worksheet

Subject: Number Work

Name: \_\_\_\_\_

Date: \_\_\_\_\_

### Concept: Between Numbers

Read the numbers. Write the number that comes in-between the given numbers in each row.

32		34
31		33
35		37
38		40
37		39
33		35



Tick (✓) the appropriate box

Teacher's Sign: \_\_\_\_\_

© Next Education India Pvt. Ltd.

CVWSM5

Grade: Primer A

## Practice Worksheet

Subject: Number Work

Name: \_\_\_\_\_

Date: \_\_\_\_\_

### Concept: Missing Numbers

Read the numbers. Write the numbers that are missing in the series in each set.

34				38
----	--	--	--	----

36				40
----	--	--	--	----

31		33		
----	--	----	--	--

	36			39
--	----	--	--	----

30		32		
----	--	----	--	--



Tick (✓) the appropriate box

Teacher's Sign: \_\_\_\_\_

Grade: Primer A

## Practice Worksheet


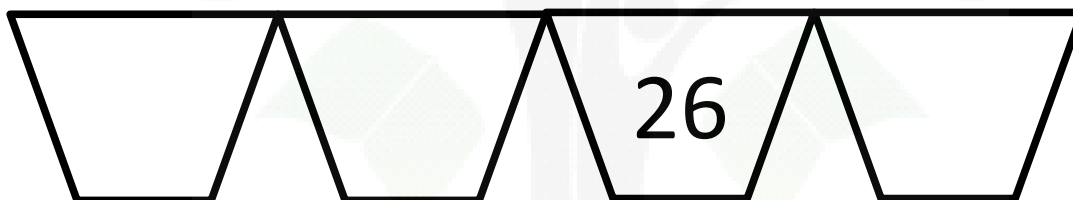

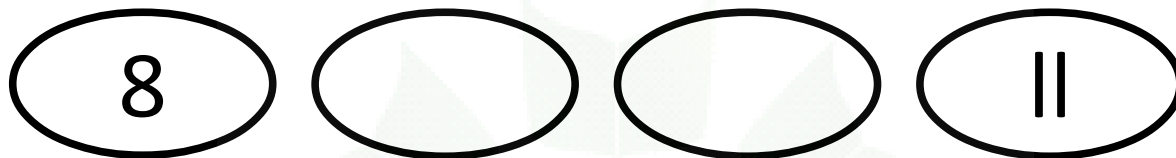
Subject: Number Work

Name: \_\_\_\_\_

Date: \_\_\_\_\_

### Concept: Missing Numbers

Read the numbers. Write the numbers that are missing in the series in each set.



Tick (✓) the appropriate box

Teacher's Sign: \_\_\_\_\_

Grade: Primer A

## Practice Worksheet

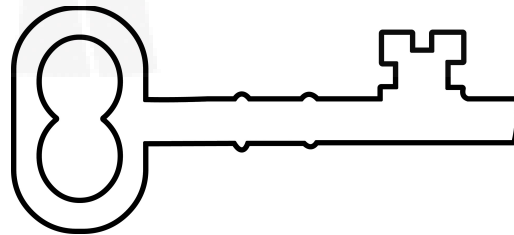
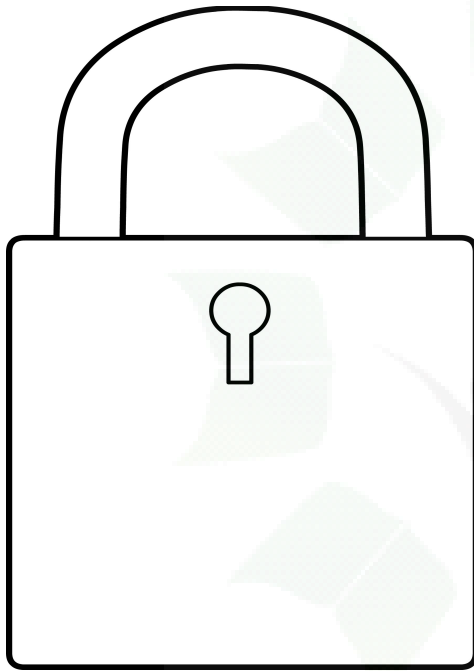
Subject: Number Work

Name: \_\_\_\_\_

Date: \_\_\_\_\_

### Concept: Heavy and Light

Look at the pictures. Colour the object that is heavy pink and the one that is light blue.



Tick (✓) the appropriate box

Teacher's Sign: \_\_\_\_\_

Grade: Primer A

## Practice Worksheet


Subject: Number Work

Name: \_\_\_\_\_

Date: \_\_\_\_\_

### Concept: Colour–Pink

Draw a picture of your choice and colour it pink.



Tick (✓) the appropriate box

Teacher's Sign: \_\_\_\_\_

© Next Education India Pvt. Ltd.

CVWSM5

Grade: Primer A

## Practice Worksheet


Subject: Number Work

Name: \_\_\_\_\_

Date: \_\_\_\_\_

### Concept: Shape–Semicircle

Look at the shapes. Identify the semicircle and colour it brown.



Tick (✓) the appropriate box

Teacher's Sign: \_\_\_\_\_

© Next Education India Pvt. Ltd.

CVWSM5

Grade: Primer A

## Practice Worksheet



Subject: Number Work

Name: \_\_\_\_\_

Date: \_\_\_\_\_

### Concept: Shape–Semicircle

Look at the pictures. Match all the objects that are semicircle in shape to the shape by drawing lines.



Tick (✓) the appropriate box

Teacher's Sign: \_\_\_\_\_