



Grade: Primer A

Practice Worksheet

Subject: Number Work

Name: _____

Date: _____

Concept: Tens and Ones 41-50

Circle the number in ones place for each of the given numbers.

46

4

6

43

4

3

47

7

4

48

4

8



Tick (✓) the appropriate box

Teacher's Sign: _____



Grade: Primer A

Practice Worksheet

Subject: Number Work

Name: _____

Date: _____

Concept: Numbers that Come Before the Given Numbers

Look at the numbers. Write the number that comes before the given number in each set



Tick (✓) the appropriate box

Teacher's Sign: _____



Grade: Primer A

Practice Worksheet

Subject: Number Work

Name: _____


Date: _____

Concept: Numbers that Come After the Given Numbers

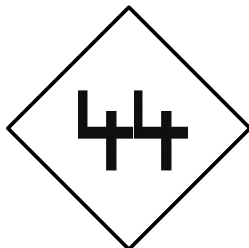
Read the numbers. Identify and tick (✓) the number that comes after the given number.



48	46
----	----



47	43
----	----



42	45
----	----



Tick (✓) the appropriate box

Teacher's Sign: _____



Grade: Primer A

Practice Worksheet

Subject: Number Work

Name: _____

Date: _____

Concept: Between Numbers

Read the numbers. Write the number that comes in-between the given numbers in each row.

41		43
44		46
47		49
48		50
42		44
45		47



Tick (✓) the appropriate box

Teacher's Sign: _____



Grade: Primer A

Practice Worksheet

Subject: Number Work

Name: _____

Date: _____

Concept: Missing Numbers

Read the numbers. Write the numbers that are missing in the series in each set.

42			45	
----	--	--	----	--

45				49
----	--	--	--	----

	42			
--	----	--	--	--

	46			
--	----	--	--	--

			49	
--	--	--	----	--



Tick (✓) the appropriate box

Teacher's Sign: _____



Grade: Primer A

Practice Worksheet


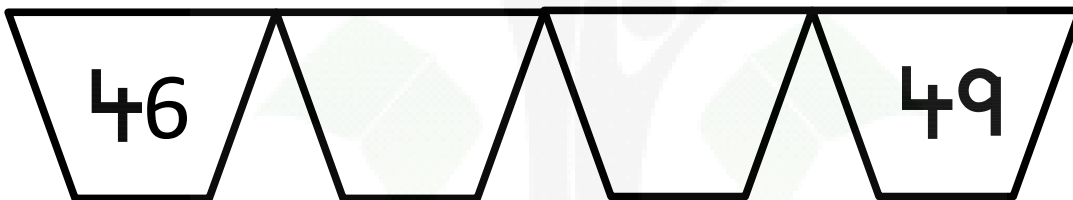
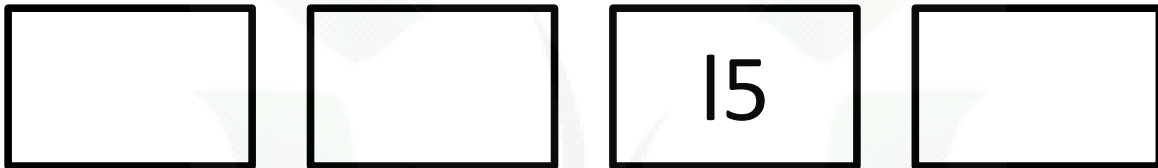
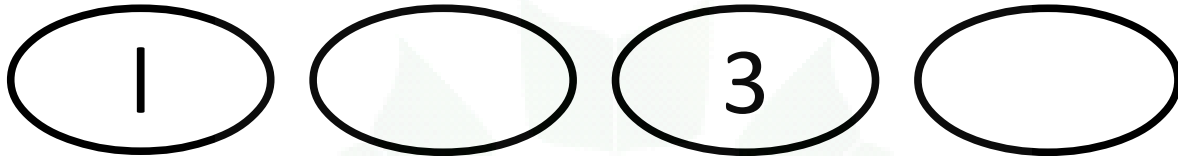
Subject: Number Work

Name: _____

Date: _____

Concept: Missing Numbers

Read the numbers. Write the numbers that are missing in the series in each set.



Tick (✓) the appropriate box

Teacher's Sign: _____



Grade: Primer A

Practice Worksheet

Subject: Number Work

Name: _____

Date: _____

Concept: Few and Many

Look at the picture. Draw a few apples in the basket and many bananas on the plate and colour them.



Tick (✓) the appropriate box

Teacher's Sign: _____



Grade: Primer A

Practice Worksheet

Subject: Number Work

Name: _____

Date: _____

Concept: Colour–Purple

Draw a picture of your choice and colour it purple.



Tick (✓) the appropriate box

Teacher's Sign: _____



Grade: Primer A

Practice Worksheet


Subject: Number Work

Name: _____

Date: _____

Concept: Shape-Oval

Look at the shapes. Identify the oval and colour it grey.



Tick (✓) the appropriate box

Teacher's Sign: _____



Grade: Primer A

Practice Worksheet


Subject: Number Work

Name: _____

Date: _____

Concept: Shape-Oval

Look at the pictures. Identify the ovals, count and write the number in the box given below.



Tick (✓) the appropriate box

Teacher's Sign: _____