

Name: _____

Subject: Number Work

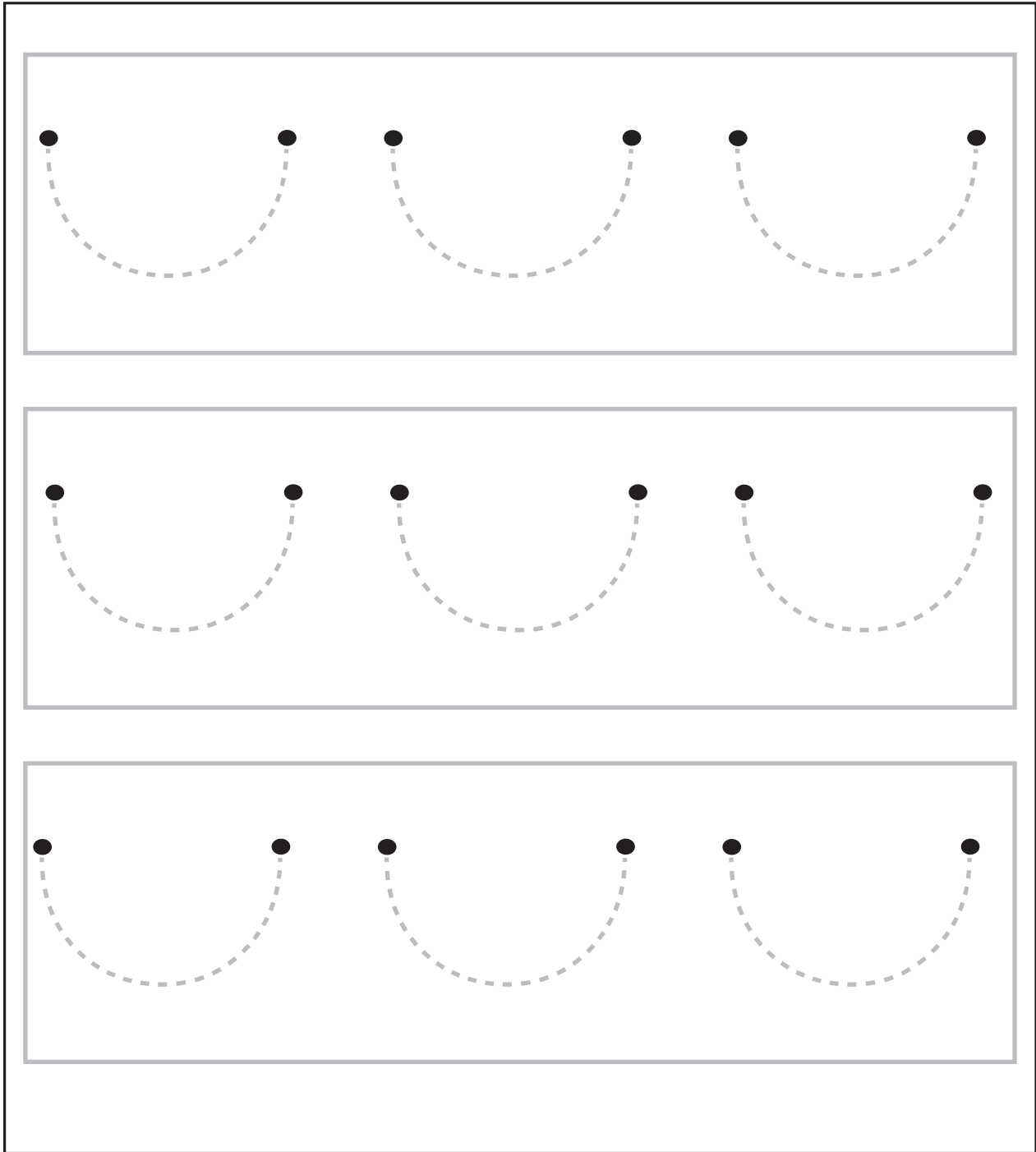
Grade: Primer

PRACTICE WORKSHEET

Date: _____

Concept: Pre-writing Strokes – Upward Open Curve

Trace the upward open curves.



The worksheet contains three rows of tracing practice. Each row is enclosed in a rectangular box and contains three dashed upward open curves. Each curve starts with a solid black dot on the left and ends with a solid black dot on the right. The curves are symmetrical and open at the top.



Tick (✓) the appropriate box

Teacher's Sign: _____

Name: _____

Subject: Number Work

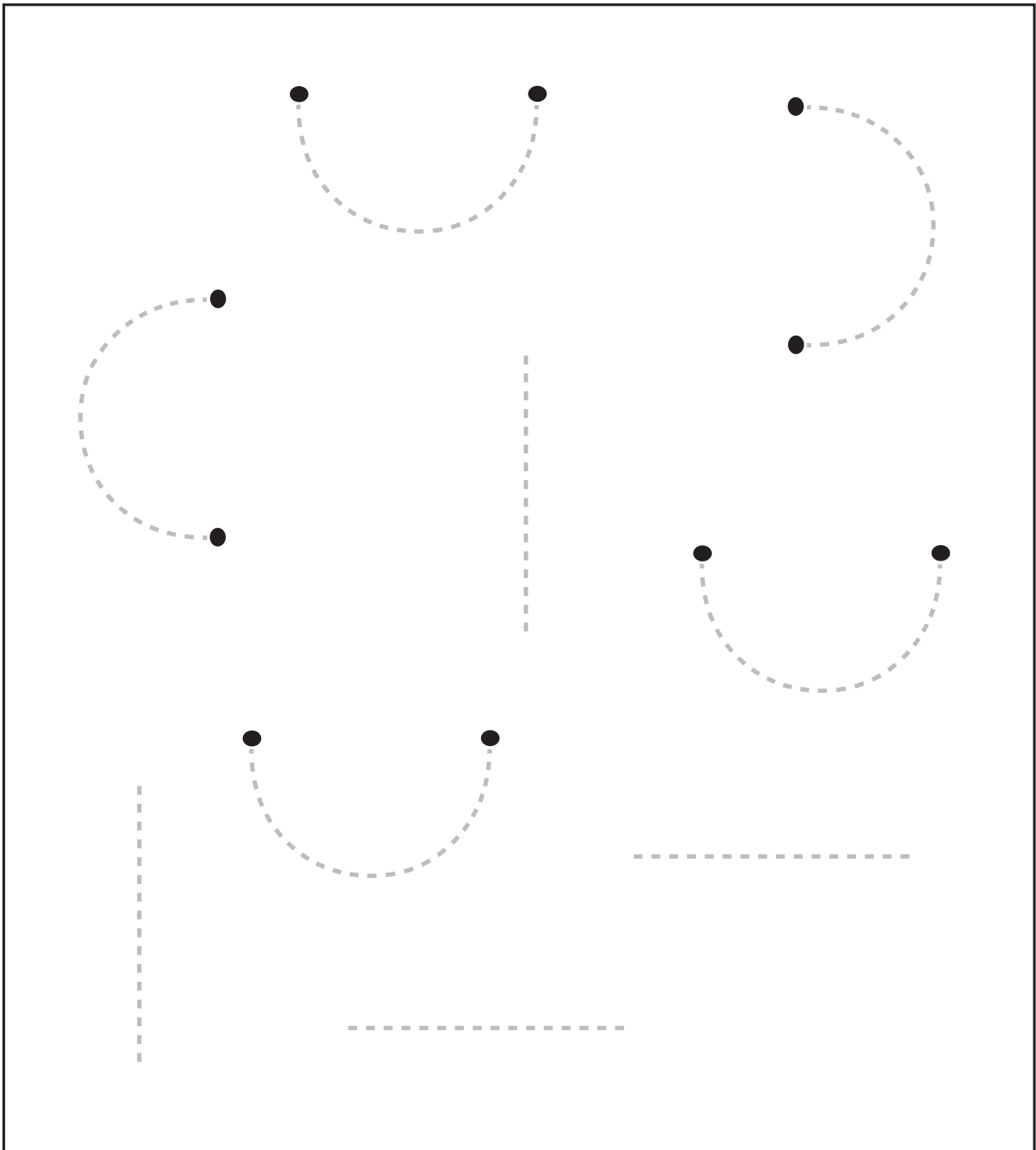
Grade: Primer

PRACTICE WORKSHEET

Date: _____

Concept: Pre-writing Strokes – Upward Open Curve

Identify and trace the upward open curves.



Tick (✓) the appropriate box

Teacher's Sign: _____

Name: _____

Subject: Number Work

Grade: Primer



PRACTICE WORKSHEET

Date: _____

Concept: Pre-writing Strokes – Downward Open Curve

Trace the downward open curves.



Tick (✓) the appropriate box

Teacher's Sign: _____

Name: _____

Subject: Number Work


Grade: Primer

PRACTICE WORKSHEET

Date: _____

Concept: Pre-writing Strokes – Downward Open Curve

Identify and trace the downward open curves.



Tick (✓) the appropriate box

Teacher's Sign: _____

Name: _____

Subject: Number Work

Grade: Primer

PRACTICE WORKSHEET

Date: _____

Concept: Letter Bb

Look at the pictures. Circle the odd one out in each row.



Note: Encourage the child to identify the pictures whose names do not start with B and circle it.



Tick (✓) the appropriate box

Teacher's Sign: _____

Name: _____

Subject: Number Work

Grade: Primer



Next..Pre-primary™

PRACTICE WORKSHEET

Date: _____

Concept: Letter Bb

Identify the letter B and tick (✓) it.



Tick (✓) the appropriate box

Teacher's Sign: _____

Name: _____

Subject: Number Work


Grade: Primer

PRACTICE WORKSHEET

Date: _____

Concept: Letter Cc

Look at the pictures. Join all the pictures whose names start with the letter C by drawing a line.



Tick (✓) the appropriate box

Teacher's Sign: _____

Name: _____

Subject: Number Work

Grade: Primer

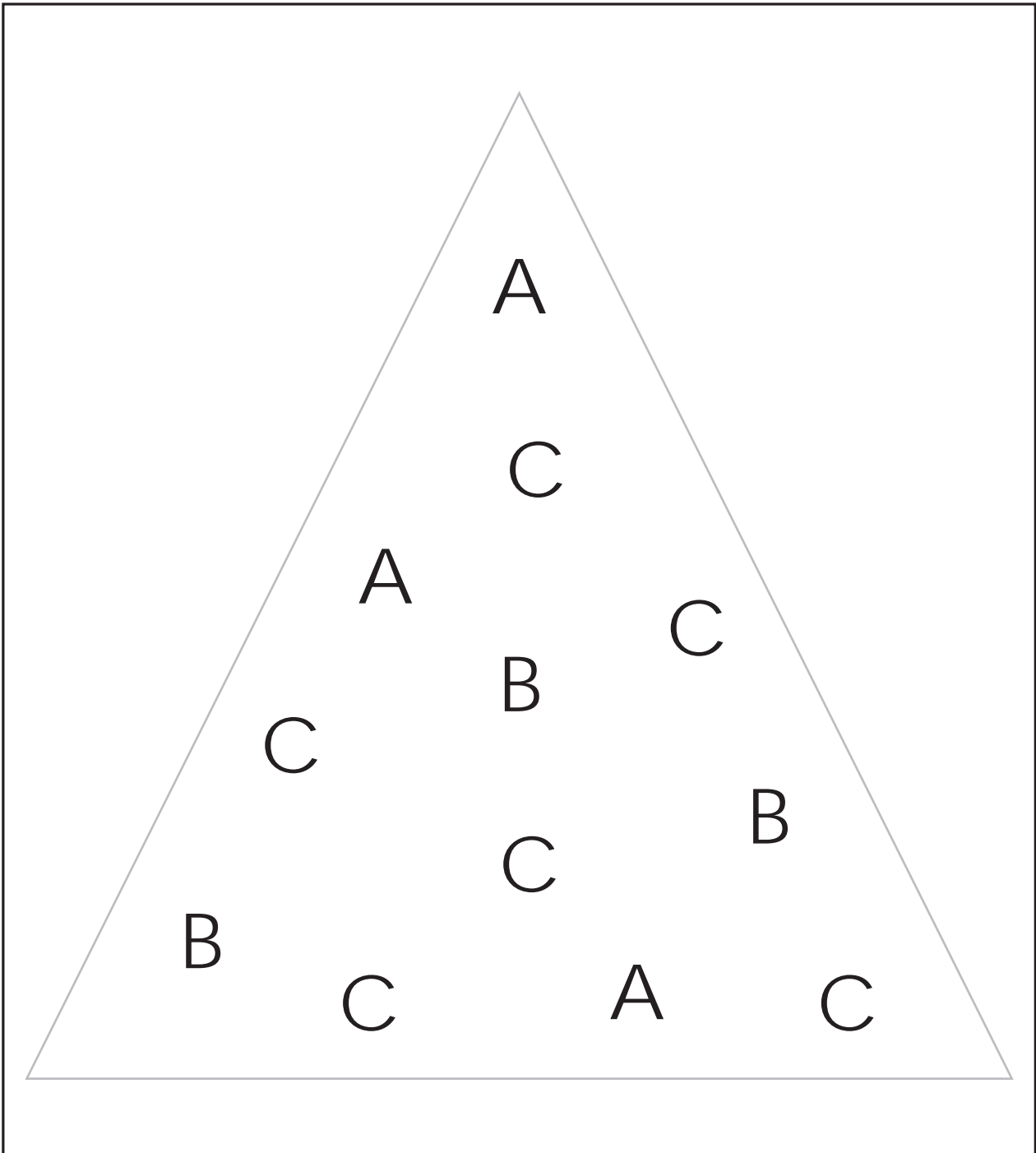


PRACTICE WORKSHEET

Date: _____

Concept: Letter Cc

Identify and circle the letter C.



Tick (✓) the appropriate box

Teacher's Sign: _____

Name: _____

Subject: Number Work

Grade: Primer

PRACTICE WORKSHEET

Date: _____

Concept: Letter Dd

Look at the pictures. Bring all the friends whose names start with D to the park by drawing lines.



Tick (✓) the appropriate box

Teacher's Sign: _____

Name: _____

Subject: Number Work





Grade: Primer

PRACTICE WORKSHEET

Date: _____

Concept: Letter Dd

Look at the pictures. Colour the ones whose names start with the letter D in each row.



Tick (✓) the appropriate box

Teacher's Sign: _____

Name: _____

Subject: Number Work

Grade: Primer



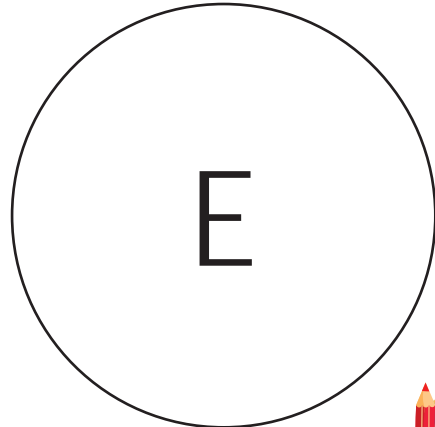
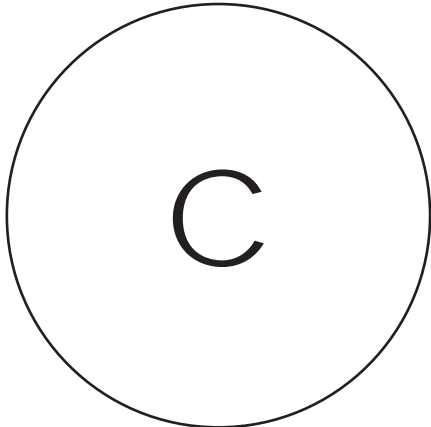
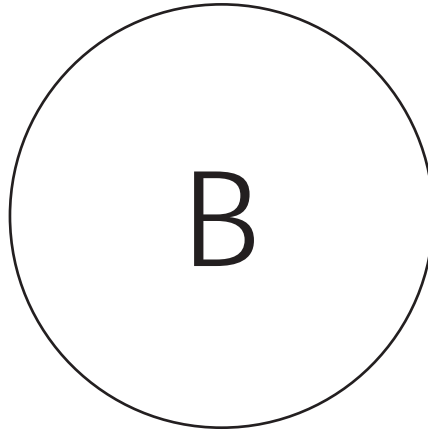
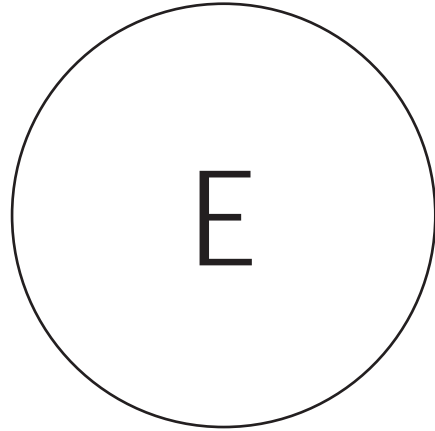
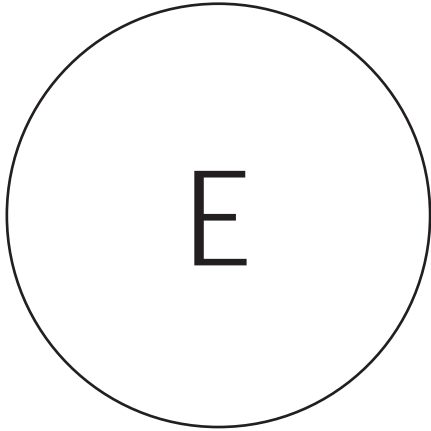
Next..Pre-primary™

PRACTICE WORKSHEET

Date: _____

Concept: Letter Ee

Identify the circles with letter E and colour it.



Tick (✓) the appropriate box

Teacher's Sign: _____

Name: _____

Subject: Number Work

Grade: Primer











Next..Pre-primary™

PRACTICE WORKSHEET

Date: _____

Concept: Recap Letters A - E

Identify the letter given in the circle and tick (✓) the same letter in the box given.



Tick (✓) the appropriate box

Teacher's Sign: _____