



Grade: Primer A

### Practice Worksheet

Subject: Number Work

Name: \_\_\_\_\_

Date: \_\_\_\_\_

#### Concept: Numbers 1-50

Write the numbers 1-50 in the given space two times.

1				
				50



Tick (✓) the appropriate box

Teacher's Sign: \_\_\_\_\_



Grade: Primer A

### Practice Worksheet

Subject: Number Work

Name: \_\_\_\_\_

Date: \_\_\_\_\_

#### Concept: Tens and Ones I-50

Circle the number in ones place for each of the given numbers.

48

4

8

32

2

3

25

2

5

13

1

3



Tick (✓) the appropriate box

Teacher's Sign: \_\_\_\_\_



Grade: Primer A

### Practice Worksheet

Subject: Number Work

Name: \_\_\_\_\_

Date: \_\_\_\_\_

#### Concept: Numbers that Come Before the Given Numbers

Look at the numbers. Write the number that comes before the given number in each set



Tick (✓) the appropriate box

Teacher's Sign: \_\_\_\_\_



Grade: Primer A

### Practice Worksheet

Subject: Number Work

Name: \_\_\_\_\_

Date: \_\_\_\_\_

#### Concept: Numbers that Come After the Given Numbers

Read the numbers. Identify and tick (✓) the number that comes after the given number.

45

48

46

38

17

39

25

26

23



Tick (✓) the appropriate box

Teacher's Sign: \_\_\_\_\_



Grade: Primer A

### Practice Worksheet

Subject: Number Work

Name: \_\_\_\_\_

Date: \_\_\_\_\_

#### Concept: Between Numbers

Read the numbers. Write the number that comes in-between the given numbers in each row.

1		3
44		46
37		39
18		20
22		24
5		7



Tick (✓) the appropriate box

Teacher's Sign: \_\_\_\_\_



Grade: Primer A

## Practice Worksheet

Subject: Number Work

Name: \_\_\_\_\_

Date: \_\_\_\_\_

### Concept: Missing Numbers

Read the numbers. Write the numbers that are missing in the series in each set.

32			35	
----	--	--	----	--

8				12
---	--	--	--	----

	26			
--	----	--	--	--

	16			
--	----	--	--	--

46			49	
----	--	--	----	--



Tick (✓) the appropriate box

Teacher's Sign: \_\_\_\_\_



Grade: Primer A

### Practice Worksheet

Subject: Number Work

Name: \_\_\_\_\_

Date: \_\_\_\_\_

#### Concept: Skip Counting by 2s

Skip count by 2s and fill in the blanks.

2    \_\_\_\_\_    \_\_\_\_\_    \_\_\_\_\_    10    12    \_\_\_\_\_    16  
\_\_\_\_\_    20    22    \_\_\_\_\_    \_\_\_\_\_    28    30  
32    \_\_\_\_\_    \_\_\_\_\_    38    \_\_\_\_\_    \_\_\_\_\_    \_\_\_\_\_  
\_\_\_\_\_    \_\_\_\_\_    50

Skip count by 2s and circle the correct numbers in each set.

2	3	4	6	8	10	11
---	---	---	---	---	----	----



Tick (✓) the appropriate box

Teacher's Sign: \_\_\_\_\_



Grade: Primer A

## Practice Worksheet

Subject: Number Work

Name: \_\_\_\_\_

Date: \_\_\_\_\_

### Concept: Skip Counting by 5s

Skip count by 5s and fill in the blanks.

5    \_\_\_\_\_    \_\_\_\_\_    20    \_\_\_\_\_    \_\_\_\_\_    35  
\_\_\_\_\_    \_\_\_\_\_    50

Skip count by 5s and circle the correct numbers in each set.

5	10	12	15	17	20	25
---	----	----	----	----	----	----

30	32	35	40	45	50	51
----	----	----	----	----	----	----



Tick (✓) the appropriate box

Teacher's Sign: \_\_\_\_\_



Grade: Primer A

## Practice Worksheet

Subject: Number Work

Name: \_\_\_\_\_

Date: \_\_\_\_\_

### Concept: Skip Counting by 10s

Skip count by 10s and fill in the blanks.

10      \_\_\_\_\_      \_\_\_\_\_      \_\_\_\_\_      50

Skip count by 10s and circle the correct numbers.

10	20	15	30	25	40	50
----	----	----	----	----	----	----

Skip count by 10s and tick (✓) the correct numbers.

10	12	20	30	35	40	50
----	----	----	----	----	----	----



Tick (✓) the appropriate box

Teacher's Sign: \_\_\_\_\_



Grade: Primer A

## Practice Worksheet

Subject: Number Work

Name: \_\_\_\_\_

Date: \_\_\_\_\_

### Concept: Full and Empty

Look at the pictures. Tick (✓) the basket that is full and circle the basket that is empty.



Tick (✓) the appropriate box

Teacher's Sign: \_\_\_\_\_



Grade: Primer A

## Practice Worksheet


Subject: Number Work

Name: \_\_\_\_\_

Date: \_\_\_\_\_

### Concept: Near and Far

Look at the picture. Colour the butterfly that is near the flower yellow and the butterfly that is far pink.



Tick (✓) the appropriate box

Teacher's Sign: \_\_\_\_\_



Grade: Primer A

## Practice Worksheet

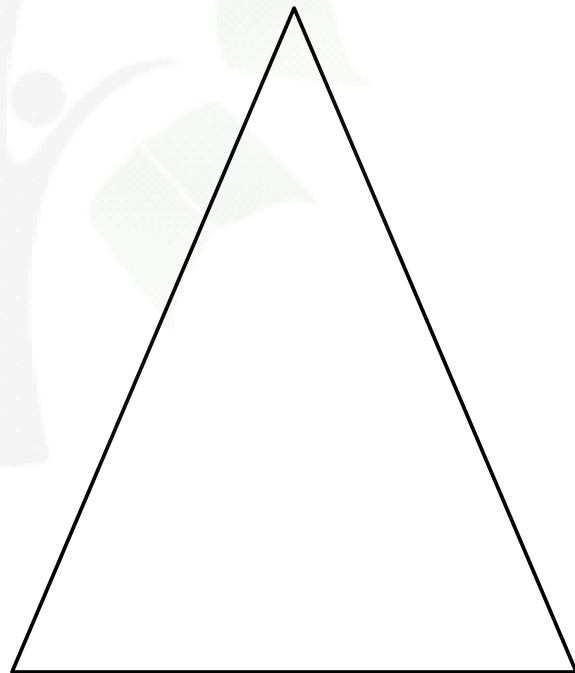
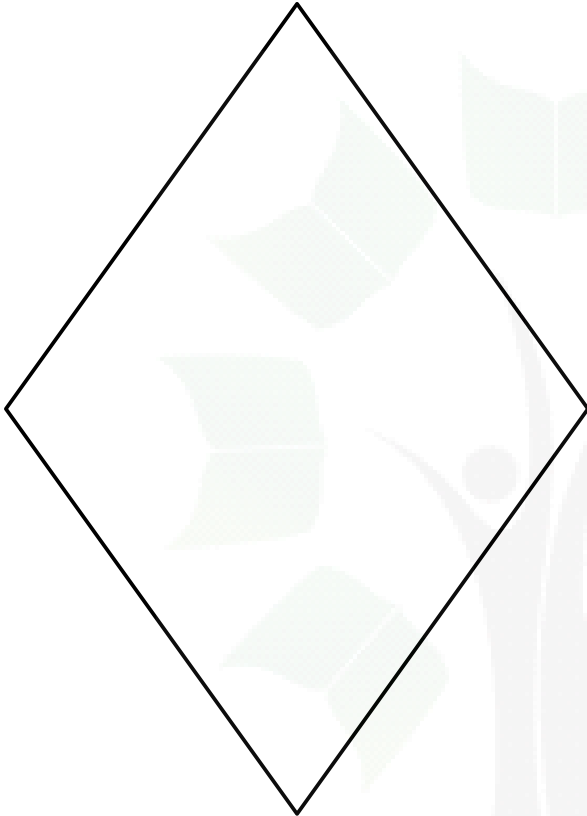
Subject: Number Work

Name: \_\_\_\_\_

Date: \_\_\_\_\_

### Concept: Shape–Diamond

Look at the shapes. Identify the diamond and colour it red.



Tick (✓) the appropriate box

Teacher's Sign: \_\_\_\_\_

Grade: Primer A

## Practice Worksheet


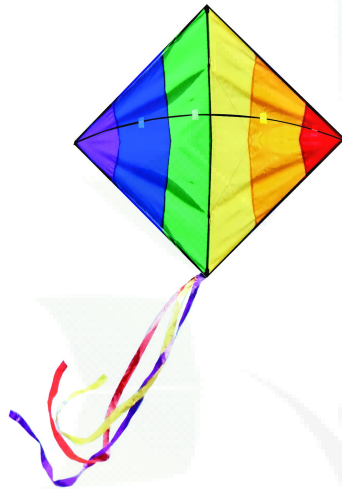
Subject: Number Work

Name: \_\_\_\_\_

Date: \_\_\_\_\_

### Concept: Shape-Oval

Look at the pictures. Circle the oval-shaped objects.



Tick (✓) the appropriate box

Teacher's Sign: \_\_\_\_\_